THE EDUCATION FUND

FOR EXCELLENCE IN MIAMI-DADE PUBLIC SCHOOLS

2019-2020

Ideas with IMPACT

idea packet

sponsored by:

School District Education Foundation Matching Grant Program

FLORIDA EDUC8 SUPPORT EDUCATION

SEESAW-ing to Accomplishment!

Seesaw

The Learning Journal

SEESAW-ing to Accomplishment!

Vivian Veiga, Ed.D.

vveiga@dadeschools.net

Kensington Park Elementary

School Mail Code: 2661

For information concerning Ideas with IMPACT opportunities including Adapter and Disseminator grants, please contact:

Audrey Onyeike, Program Director

Ideas with IMPACT

The Education Fund

305-558-4544, Ext. 113

Email: audrey@educationfund.org

www.educationfund.org

TABLE OF CONTENTS

Goals and Objectives…….1

Florida Standards……..…….1

Course Outline/Overview …….5

Lesson Plans / Step-by-Step Guide……...6

Resource List ……..11

Student Work Samples ……..….14

GOALS AND OBJECTIVES

The goal of this project is to provide a technology platform for student engagement that can be implemented with all subjects and across all grade levels while easily creating shareable digital portfolios that also save teachers time.

PROJECT HISTORY

The source of my idea is Seesaw, a program / application that I have been using with my students for the last two years.

My 25 ESOL Levels 1 & 2 second grade students are currently participating in the project. I have also implemented it in the past with third graders as well as with teachers during a professional development course that I was teaching. Since Seesaw is a digital portfolio that can be used to document learning throughout it is not limited to one subject. It can be used across all subjects and grade levels. I can be done with larger groups or smaller groups depending on what accomplishments you are trying to document.

PROJECT BENEFITS

This project has benefited my students' academic achievement because it has caused positive changes in attitude and changes in attendance as well as allowing them to create student projects that document their accomplishments. It has caused positive changes in attitude because they want to participate in using the Seesaw program and they must behave to do that. My students' attendance has improved because they want to be in school to be able to do their Seesaw projects.

FLORIDA STATE STANDARDS

COMPUTER SCIENCE STANDARDS

(http://www.cpalms.org/Standards/Computer_Science_Standards.aspx)

SC.K2.CS-CC.1.3
Collaborate and cooperate with peers, teachers, and others using technology to solve problems.

SC.K2.CS-PC.2
Communicate about technology using developmentally appropriate terminology

SC.K2.CS-CS.2.1
Arrange or sort information into useful order, such as sorting students by birth date, with or without technology.

SC.K2.CS-PC.2.1
Identify and describe how people use many types of technologies in their daily work and personal lives.

SC.K2.CS-CS.3.1
Create a digital artifact (independently and collaboratively) that clearly expresses thoughts and ideas.

SC.K2.CS-CS.3.2
Create, review, and revise artifacts that include text, images, and audio using digital tools.

SC.K2.CS-CP.3.1
Create developmentally appropriate multimedia products with support from teachers, family members, or student partners.

SC.K2.CS-PC.1.3
Identify safe and unsafe examples of online communications.

SC.35.CS-CC.1.2
Describe key ideas and details while working individually or collaboratively using digital tools and media-rich resources in a way that informs, persuades, and/or entertains.

SC.35.CS-CS.3.1
Manipulate and publish multimedia artifacts using digital tools (local and online).

SC.35.CS-CS.3.2
Create an artifact (independently and collaboratively) that answers a research question clearly communicating thoughts and ideas.

SC.68.CS-CC.1.1
Demonstrate an ability to communicate appropriately through various online tools.

SC.35.CS-CP.3.1
Write, communicate and publish activities using technology tools.

SC.68.CS-CP.3.1
Select appropriate tools and technology resources to accomplish a variety of tasks and solve problems.

SC.68.CS-CS.3.3
Integrate information from multiple file formats into a single artifact.

SC.912.CS-CC.1.5
Communicate and publish key ideas and details to a variety of audiences using digital tools and media-rich resources.

LANGUAGE ARTS STANDARDS

(http://www.fldoe.org/core/fileparse.php/5390/urlt/0081014-lafs.pdf)

LAFS.2.RL.3.7
Use information gained from the illustrations and words in a print or digital text to demonstrate understanding of its characters, setting, or plot.

LAFS.2.RI.2.5
Know and use various text features (e.g., captions, bold print, subheadings, glossaries, indexes, electronic menus, icons) to locate key facts or information in a text efficiently.

LAFS.2.W.2.6
With guidance and support from adults, use a variety of digital tools to produce and publish writing, including in collaboration with peers.

LAFS.2.SL.1.2
Recount or describe key ideas or details from a text read aloud or information presented

LAFS.2.SL.2.5
Create audio recordings of stories or poems; add drawings or other visual displays to stories or recounts of experiences when appropriate to clarify ideas, thoughts, and feelings.

LAFS.K.RL.3.7
With prompting and support, describe the relationship between illustrations and the story in which they appear (e.g., what moment in a story an illustration depicts).
Cognitive Complexity: Level 2: Basic Application of Skills & Concepts

LAFS.3.W.2.6
With guidance and support from adults, use technology to produce and publish writing (using keyboarding skills) as well as to interact and collaborate with others.

LAFS.3.SL.2.5
Demonstrate fluid reading at an understandable pace, adding visual displays and engaging audio recordings when appropriate to emphasize or enhance certain facts or details.

LAFS.3.L.1.2
Demonstrate command of the conventions of standard English capitalization, punctuation, and spelling when writing….

LAFS.4.RF.4.4
Read with sufficient accuracy and fluency to support comprehension….

LAFS.4.W.2.6
With some guidance and support from adults, use technology, including the Internet, to produce and publish writing as well as to interact and collaborate with others; demonstrate sufficient command of keyboarding skills to type a minimum of one page in a single sitting.

LAFS.4.SL.2.5
Add audio recordings and visual displays to presentations when appropriate to enhance the development of main ideas or themes.

LAFS.4.L.1.2
Demonstrate command of the conventions of standard English capitalization, punctuation, and spelling when writing.

LAFS.4.L.2.3
Use knowledge of language and its conventions when writing, speaking, reading, or listening.

LAFS.5.RF.4.4
Read with sufficient accuracy and fluency to support comprehension.

LAFS.5.SL.2.5
Include multimedia components (e.g., graphics, sound) and visual displays in presentations when appropriate to enhance the development of main ideas or themes.

LAFS.6.W.2.6
Use technology, including the Internet, to produce and publish writing as well as to interact and collaborate with others; demonstrate sufficient command of keyboarding skills to type a minimum of three pages in a single sitting.

LAFS.7.W.2.6
Use technology, including the Internet, to produce and publish writing and link to and cite sources as well as to interact and collaborate with others, including linking to and citing sources.

LAFS.7.SL.2.5
Include multimedia components and visual displays in presentations to clarify claims and findings and emphasize salient points.

COURSE OUTLINE / OVERVIEW

DESCRIPTION

Students use a variety of creative tools to capture learning in a digital portfolio including taking pictures, drawing, recording videos and more. Students learn that they can easily use technology to document their learning in a way that can be easily shared with others including their parents. From using *Seesaw* to describe and document what they learned from the firemen that visited our school during a STEAM event to demonstrating their levels of oral reading fluency over time (through actual voice recordings embedded in the program) *Seesaw* provides an effective, practical and highly engaging approach to demonstrating and documenting STEAM, reading, and for that matter all accomplishments over time.

PURPOSE

The purpose of this project is to provide a technology platform for student engagement that can be implemented with all subjects and across all grade levels while easily creating shareable digital portfolios that also save teachers time.

RATIONALE

When using Seesaw students use a variety of creative tools to capture learning in a digital portfolio including taking pictures, drawing, recording videos and more. Students learn that they can easily use technology to document their learning in a way that can be easily shared with others including their parents. Students love using this program because it provides a very engaging and exciting way to demonstrate their learning. They are working but think that they are just having fun. This program can be used for all grade levels and for all subjects because it provides a vehicle for demonstrating student achievement through a digital portfolio. These portfolios can be instantly shared in a variety of ways including pdfs and system generated QR Codes.

LESSON PLANS / STEP-BY-STEP GUIDE

LESSON PLANS

Lesson activities are input directly into Seesaw and students access activities when they log into their Seesaw account. Directions can be provided in writing, voice recordings, and multimedia. The following are some of the activities which I created for the students.

Super Stars Top 5 for 2018 - 2019

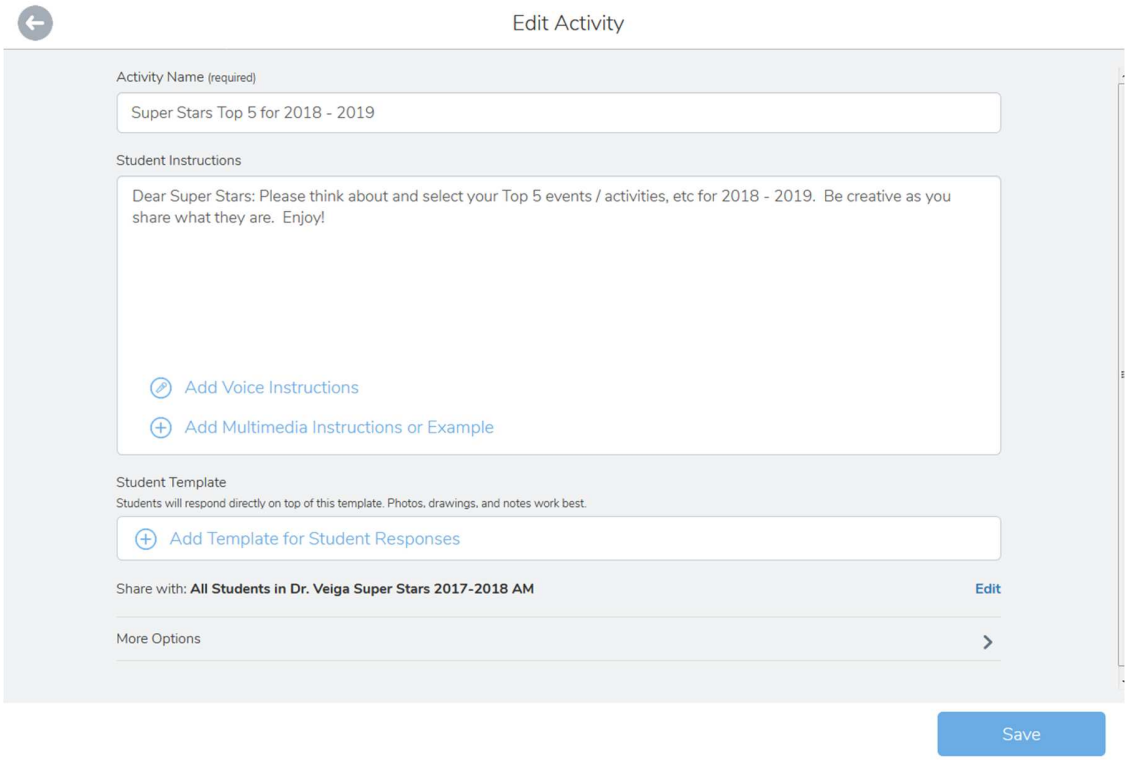

3rd Grade STEAM Day at KPE - Firetruck # 10 Visits KPE

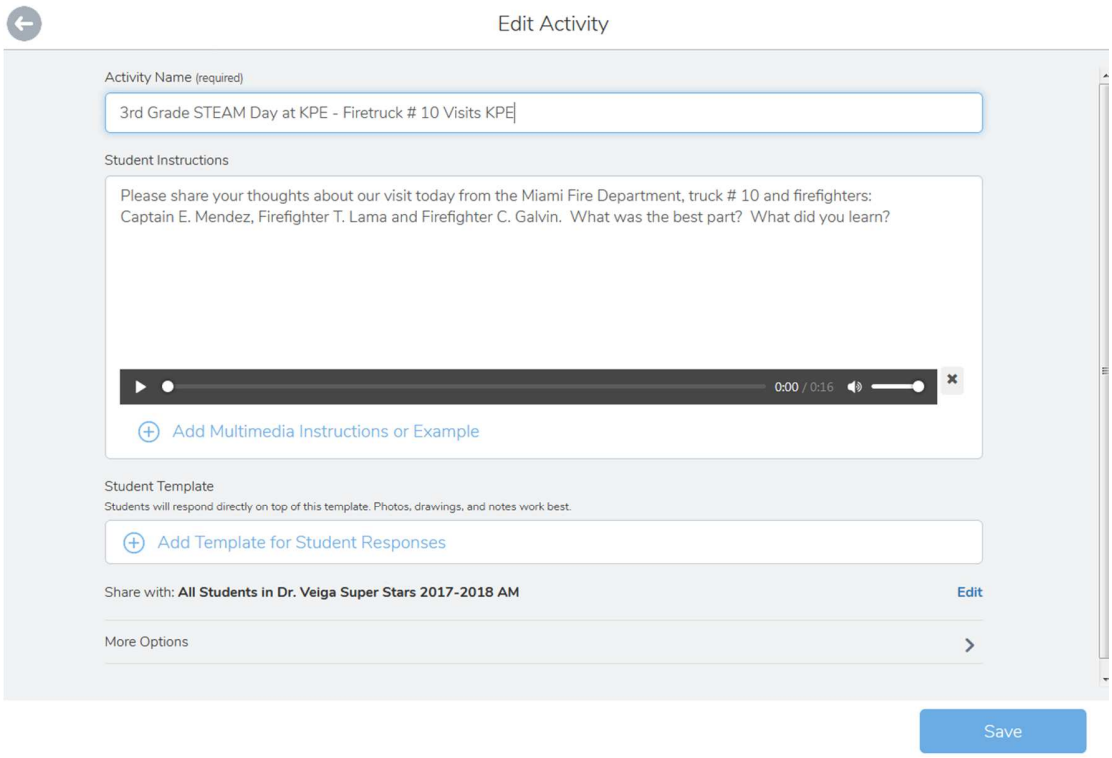

Bouncy Bands? Why?

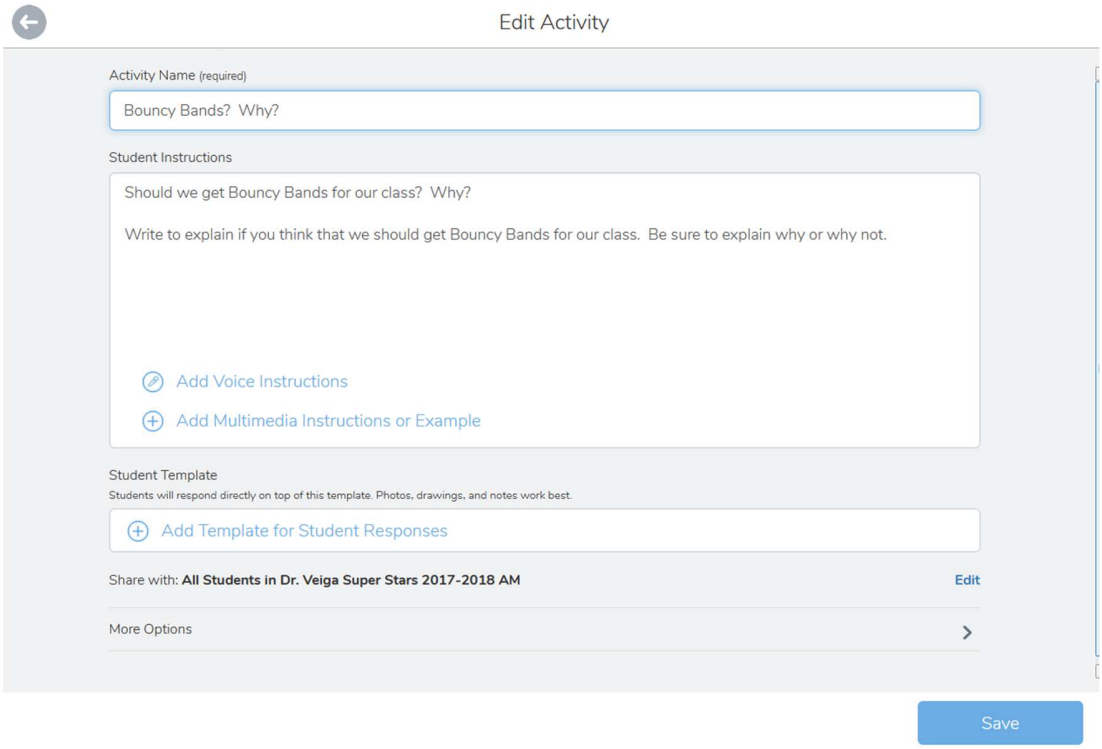

Mr. Tootle & the Ed Fund Thank You Letter

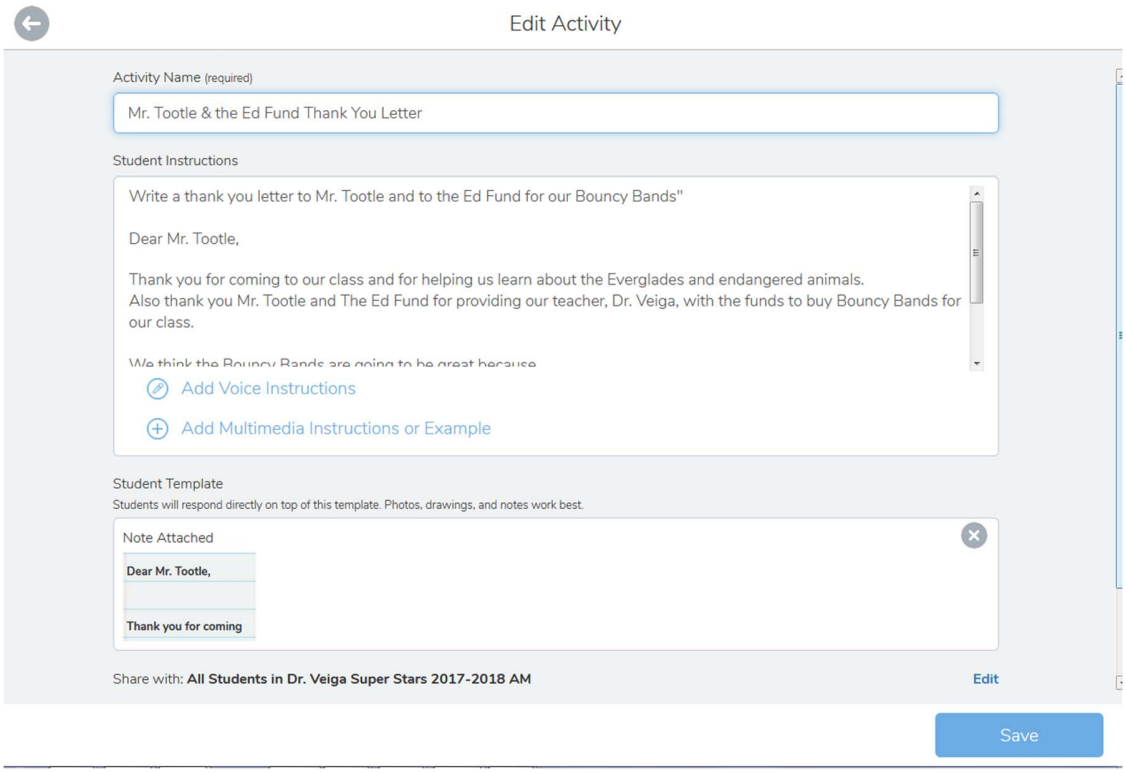

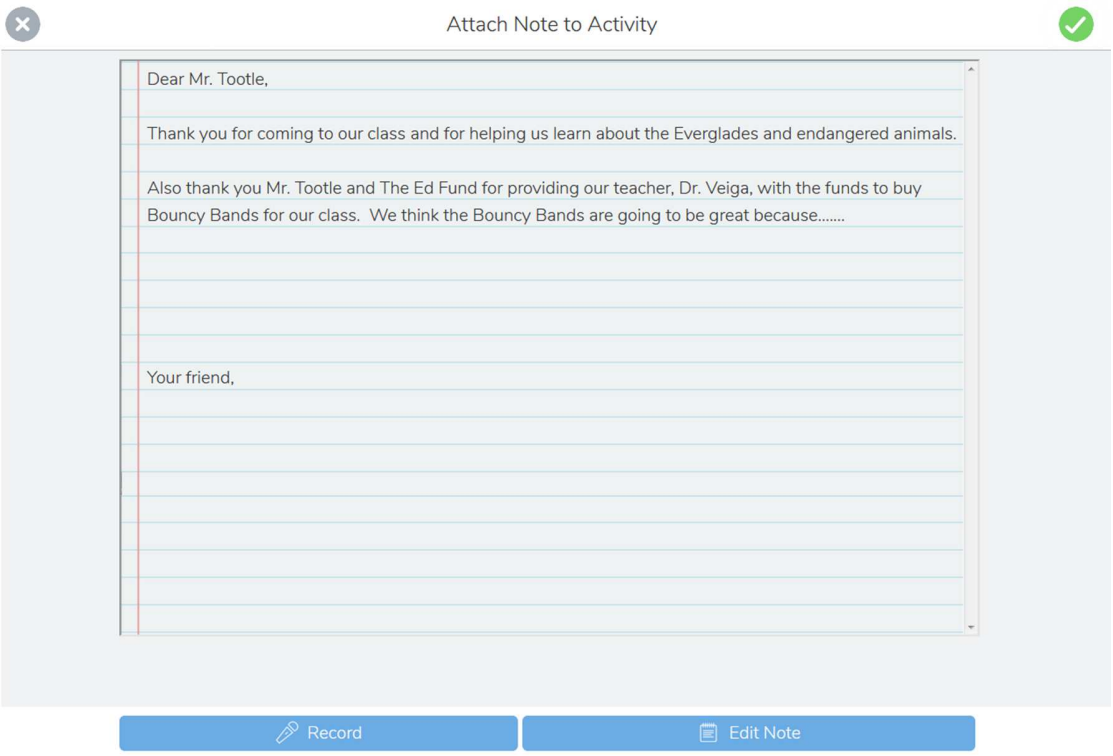
Attach Note to Activity
Dear Mr. Tootle,
Thank you for coming to our class and for helping us learn about the Everglades and endangered animals.
Also thank you Mr. Tootle and The Ed Fund for providing our teacher, Dr. Veiga, with the funds to buy Bouncy Bands for our class. We think the Bouncy Bands are going to be great because.....
Your friend,
Record
Edit Note

STEP-BY-STEP GUIDE

What platforms and operating systems does Seesaw support?

Seesaw works on every device type including Chromebooks, computers, iOS devices, Android devices as well as Kindle devices!

What apps are compatible with Seesaw?

URL: https://help.seesaw.me/hc/en-us/articles/204910545-What-apps-are-compatible-with-Seesaw-

Seesaw is compatible with any app or website that supports exporting as a photo, video, PDF or link.

What types of files does Seesaw support?

URL: https://help.seesaw.me/hc/en-us/articles/205738159-What-types-of-files-does-Seesaw-support-

Seesaw supports adding photos, videos, drawings, notes, PDFs and links into Seesaw journals.

SEESAW INTERACTIVE TEACHER TRAINING

URL: https://help.seesaw.me/hc/en-us/articles/360000056263-Hands-on-professional-development-guide

URL:https://docs.google.com/presentation/d/1QOqm39abUOVsvVG2dnp8mmc2iI4NpGzoATSzcZZSkvE/edit#slide=id.g3d9b349011_0_43



RESOURCE LIST

INTERNET SITE

Seesaw URL: https://web.seesaw.me/

Seesaw
The Learning Journal

Seesaw App URL: app.seesaw.me

SUPPLIES

Fire HD 8 Tablet (8" HD Display, 32 GB) - Black
$109.99
https://www.amazon.com/All-New-Fire-Tablet-Display-Black/dp/B0794SNF59/

Fire HD 8 Kids Edition Tablet, 8" HD Display, 32 GB, Blue Kid-Proof Case
$129.99
https://www.amazon.com/All-New-Fire-Tablet-Display-Kid Proof/dp/B078HQBS21/

Canon Digital Camera - Wi-Fi & NFC Enabled (Black) With 16GB Memory Card
$166.04
https://www.amazon.com/Canon-Cameras-1084C001-PowerShot-Stabilization/dp/B0787G1YGF/

AmazonBasics 60-Inch Lightweight Tripod with Bag
$20.64
https://www.amazon.com/AmazonBasics-60-Inch-Lightweight-Tripod-Bag/dp/B005KP473Q/

Vastar Universal Smartphone Tripod Adapter Cell Phone Holder Mount Adapter, Fits iPhone, Samsung, and all Phones, Rotates Vertical and Horizontal, Adjustable Clamp
$6.99
https://www.amazon.com/Vastar-Universal-Smartphone-Horizontal-Adjustable/dp/B01L3B5PBI/

Sony ICD-PX370 Mono Digital Voice Recorder with Built-in USB Voice Recorder
$43
https://www.amazon.com/Sony-ICDPX370-Digital-Recorder-Built/dp/B06XFTWCBJ/

Logitech USB Headset H390 with Noise Cancelling Mic
$22.11
https://www.amazon.com/Logitech-Headset-H390-Noise Cancelling/dp/B000UXZQ42/

Cyber Acoustics Stereo Headset, headphone with microphone, great for K12 School Classroom and Education (AC-201)
$10.95
https://www.amazon.com/Cyber-Acoustics-headphone-microphone-AC-201/dp/B0002QLQ96/

XIAOKOA USB Microphone for Computer, Plug&Play Desktop Omnidirectional Condenser PC Laptop Mic Compatible with Windows/Mac, Ideal for Recording, Gaming, Podcasting, YouTube(1.5m /5ft)
$14.99
https://www.amazon.com/XIAOKOA-Microphone-Omnidirectional-Compatible-Podcasting/dp/B07MXFL9MQ/

Student Work Samples

Work samples can be printed with one click.

Dr. Veiga Super Stars 2017-2018 AM

STEAM @ KPE

Aug 5, 2019

Hubert

Jun 7, 2018

i liked learning about the firetruck and safetey and how to put out fires and also what firefighters wear for a fire so they dont get hurt so i appreciate what they did for us

Scan with Seesaw to view this work!

Page 1

Jensen

Jun 7, 2018

firetruck

i leaned about the tools andfiretruck and when ther is a fire

Scan with Seesaw to view this work!

Page 2

Allison Jun 7, 2018

This is what i learned,Thank you Captain E.Mendez,FireFighter T.Lama,And FireFighter C.Galvin.

Scan with Seesaw to view this work!

Page 3

Kayla

Jun 6, 2018

Scan with Seesaw to view this work!

Page 4

Christopher Jun 6, 2018



Scan with Seesaw to view this work!

Page 5

Angie

Jun 6, 2018



What I learned from the fire man

Scan with Seesaw to view this work!

Page 6

Alenay

Jun 6, 2018

The best part was that we asked questions and looked around fire truck and the stuff that showed us like the oxygen that they breath and the clotting that they put on to protect and they are super nice thanks captain E. Mendez firefighter T.lama firefighter C.Galvin and I am also thinking to be a firefighter when I grow up

Scan with Seesaw to view this work!

Page 7

Rachel

Jun 6, 2018

The best part was when we asked questions and look at the truck and the stuff that they showed us of how to prepared when there is fire and it was so much fun and I'm thinking to be a firefighter and thank you so much for being so sweet and nice thank you captain E.Mendez and firefighter T.Lama and,firefighter C.Galvin thank you so much for coming and showing us the stuff I'm shire that one day I'm going to see you and thank you so much you guys are the best thank you

Scan with Seesaw to view this work!

Page 8

Jesus

Jun 6, 2018

Francisca Bulnes

Scan with Seesaw to view this work!

Page 9